



### District Report Card: 2017


<b>State:</b> Haryana	<b>District:</b> Kaithal
<b>Class:</b> 8	<b>Subject:</b> Language
<b>Schools:</b> 51	<b>Students:</b> 1257


### Participation/Coverage


#### Students

<div>GENDER</div> <div></div>	Boys		Girls	
	Number	%	Number	%
	698	55.53	559	44.47

<div>AREA</div> <div></div>	Rural		Urban	
	Number	%	Number	%
	1098	87.35	159	12.65

<div>CATEGORY</div> <div></div>	SC		ST		OBC		GEN	
	Number	%	Number	%	Number	%	Number	%
	599	47.65	2	0.16	424	33.73	232	18.46

<div>CWSN</div> <div></div>	LD	VI	HI	S&LD	ID	Oth
	0	0	0	4	2	4

<div>Management</div> <div></div>	Government		Government-aided	
	Number	%	Number	%
	1257	100.00	0	0.00

### Average Performance of Students in Language (%)

Overall	Gender		Area		Management		Social Group			
	Male	Female	Rural	Urban	Govt.	Aided	SC	ST	OBC	GEN
57.44	57.42	57.46	58.40	50.78	57.44	0.00	55.44	53.33	57.52	62.50

### Performance on Learning Outcomes (LOs)

Learning Outcomes	Description	Average Performance(%)
L813	Read textual/non-textual materials with comprehension and identifies the details, characters, main idea and sequence of ideas and events while reading	57.44

Range of Performance of Students who Answered Correctly							
Below 30%		30% - 50%		50% - 75%		Above 75%	
Number	%	Number	%	Number	%	Number	%
133	10.58	314	24.98	569	45.27	241	19.17

### Lowest Performing Learning Outcomes (LOs)

1 - Read textual/non-textual materials with comprehension and identifies the details, characters, main idea and sequence of ideas and events while reading (57.44)